



ASPEN

REMOTE SEMI-VERTICAL OPEN CABINET



TABLE OF CONTENTS

ABOUT THIS MODEL

1

ASPEN

2

Size Specifications

Technical Specifications

Gallery

ABOUT THIS MODEL

Available with 2 depths, glass side panels and internal light properly studied, this semi multideck maximizes the visibility of the products displayed, attracting the attention of who goes by.

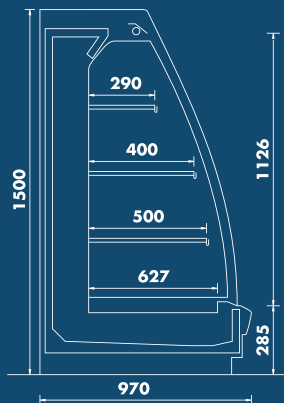
Combining the quality of conservation with the elegance of design, Aspen modifies the concepts of supermarkets, expanding horizons.

- 1 Year guarantee
- Automatic defrosting
- Double glass panoramic side panels
- LED lighting in canopy
- Multiplexable
- Built in controller
- Acrylic shelf fences
- Shelf price holder included
- Manual night curtain

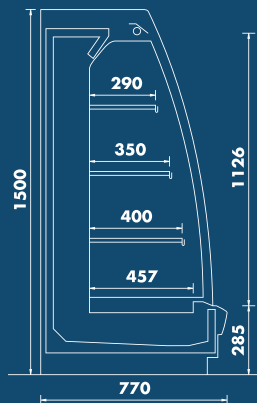


ASPEN

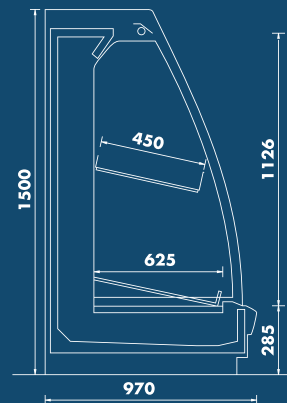
SIZE SPECIFICATIONS



PYRAMID L-C 950



PYRAMID L-C 750



PYRAMID F-L 950

ASPEN

TECHNICAL SPECIFICATIONS

MODEL	TOTAL LENGTH	LENGTH WITHOUT SIDE PANELS	WORKING TEMP	TOTAL DISPLAY AREA	DISPLAY OPENING AREA
PYRAMID F-L 950-1875	2035mm	1875mm	+4 / +6 °C	2,58m ²	2,10m ²
PYRAMID F-L 950-2500	2660mm	2500mm	+4 / +6 °C	3,44m ²	2,80m ²
PYRAMID F-L 950-3750	3910mm	3750mm	+4 / +6 °C	5,16m ²	4,20m ²







CALL US
021 851 0511

EMAIL US
INFO@COOLDISPLAYS.CO.ZA

VISIT US
12 JULIAN WAY
SOMERSET WEST BUSINESS PARK
SOMERSET WEST, CAPE TOWN
SOUTH AFRICA

