

BARTOLOMEU

SELF-CONTAINED FREEZER



TABLE OF CONTENTS

ABOUT THIS MODEL

1

BARTOLOMEU

2

Size Specifications

Technical Specifications

Gallery

ABOUT THIS MODEL

Inheriting a willingness to continuous overcoming and benefitting from years of accumulated experience, we have developed a new multideck - Bartolomeu.

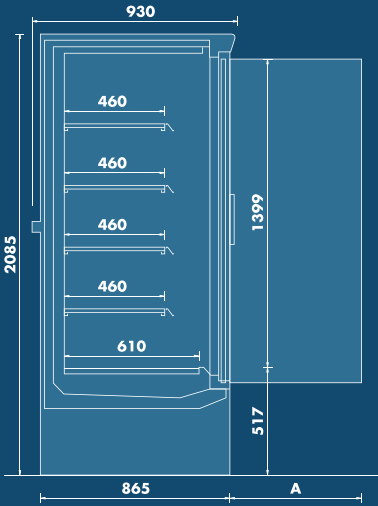
We propose you a vertical cabinet available in three versions, (conservation and freezing), which expresses our commitment to reducing energy consumption and protecting the environment. With glass doors and using R290 refrigerant (propane), Bartolomeu offers a sustained performance that allows not only the reduction of operational costs but also the conservation of resources for future generations.

- Vertical Cabinet
- Available in two versions (conservation and freezing)
- Fan assisted refrigeration with built-in group
- Automatic evaporation of defrost water
- Easy to use electronic controller
- Double glass panoramic or opaque side panels
- Vertical LED Lighting
- Transparent PVC price holders
- Multiplexable
- Reduced energy consumption and environment friendly
- Glass doors
- Triple Layered heated glass
- Refrigerant R290 (propane) offers sustained performance
- Allows the reduction in operating costs and also the preservation of resources for future generations to use

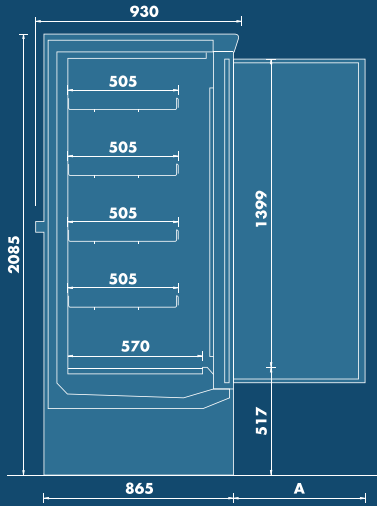


BARTOLOMEU

SIZE SPECIFICATIONS



BARTOLOMEU
NT



BARTOLOMEU
BT

BARTOLOMEU

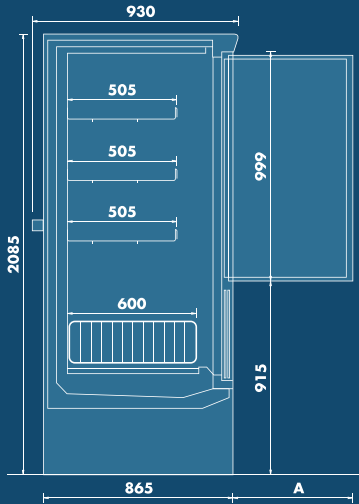
TECHNICAL SPECIFICATIONS

MODEL	TOTAL LENGTH	LENGTH WITHOUT SIDE PANELS	LENGTH (A)	TOTAL DISPLAY AREA		NET VOLUME		DOORS
				NT	BT	NT	BT	
BARTOLOMEU 1250	1350mm	1250mm	572mm	1,64m ²	1,37m ²	0,77m ³	0,85m ³	2
BARTOLOMEU 1450	1550mm	1450mm	672mm	2,92m ²	1,62m ²	0,90m ³	0,98m ³	2
BARTOLOMEU 1875	1975mm	1875mm	572mm	2,46m ²	2,09m ²	1,16m ³	1,27m ³	3
BARTOLOMEU 2500	2600mm	2500mm	572mm	3,28m ²	-	1,54m ³	-	4



BARTOLOMEU COMBI

SIZE SPECIFICATIONS



BARTOLOMEU
COMBI

BARTOLOMEU COMBI

TECHNICAL SPECIFICATIONS

	TOTAL LENGTH	LENGTH WITHOUT SIDE PANELS	LENGTH (A)	TOTAL DISPLAY AREA	NET VOLUME	DOORS
BARTOLOMEU COMBI 1250	1350mm	1250mm	572mm	1,33m ²	0,88m ³	2
BARTOLOMEU COMBI 1450	1550mm	1450mm	672mm	1,57m ²	1,02m ³	2
BARTOLOMEU COMBI 1875	1975mm	1875mm	572mm	2,03m ²	1,32m ³	3
BARTOLOMEU COMBI 2500	2600mm	2500mm	572mm	-	-	4







CALL US
021 851 0511

EMAIL US
INFO@COOLDISPLAYS.CO.ZA

VISIT US
12 JULIAN WAY
SOMERSET WEST BUSINESS PARK
SOMERSET WEST, CAPE TOWN
SOUTH AFRICA

