

CHOPIN

COLD | HOT | BAINE MARIE | HOT PLATE
OPEN FRONT GRAB & GO (SELF CONTAINED)



TABLE OF CONTENTS

ABOUT THIS MODEL

1

CHOPIN

Size Specifications

Technical Specifications

2

ABOUT THIS MODEL

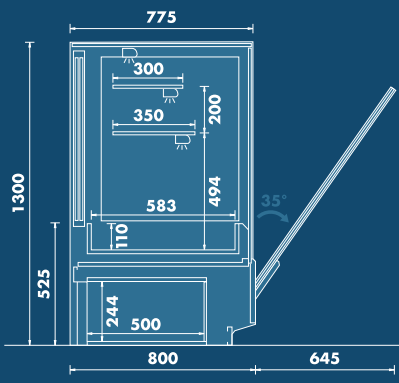
Chopin is the latest display case of Mafirol. Following the trend of large vertical glasses that put the focus on the product visibility, this display case stands out for the diversity of proposed solutions and the fineness that gives to any space.

- Fan assisted refrigeration
- Flat opening glasses
- Top and three shelves with LED lighting
- Measure 700 mm with opening doors
- Measures 1000, 1250, 1562, 1875, 2500 and 3750mm with sliding doors
- Display deck in stainless steel
- Multiplexable

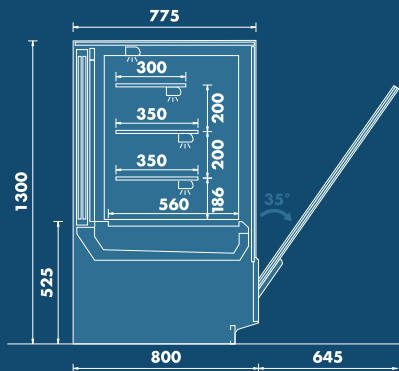


CHOPIN

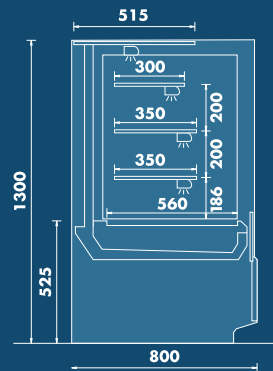
SIZE SPECIFICATIONS



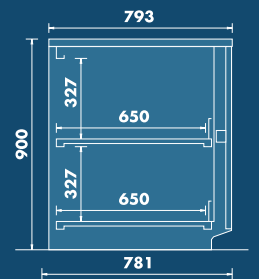
CHOPIN PAO



CHOPIN Q



CHOPIN FVS



CHOPIN MESA TERMINAL
CHOPIN CASH DESK

CHOPIN

TECHNICAL SPECIFICATIONS

MODEL	TOTAL LENGTH	LENGTH WITHOUT SIDE PANELS	TOTAL DISPLAY AREA	DOORS	TEMP CLASS
CHOPIN FV 700	750mm	700mm	0,20m ²	1	M1
CHOPIN FV 1000	1050mm	1000mm	0,29m ²	2	M1
CHOPIN FV 1250	1300mm	1250mm	0,37m ²	2	M1
CHOPIN FV 1500	1550mm	1500mm	0,44m ²	2	M1







CALL US
021 851 0511

EMAIL US
INFO@COOLDISPLAYS.CO.ZA

VISIT US
12 JULIAN WAY
SOMERSET WEST BUSINESS PARK
SOMERSET WEST, CAPE TOWN
SOUTH AFRICA

